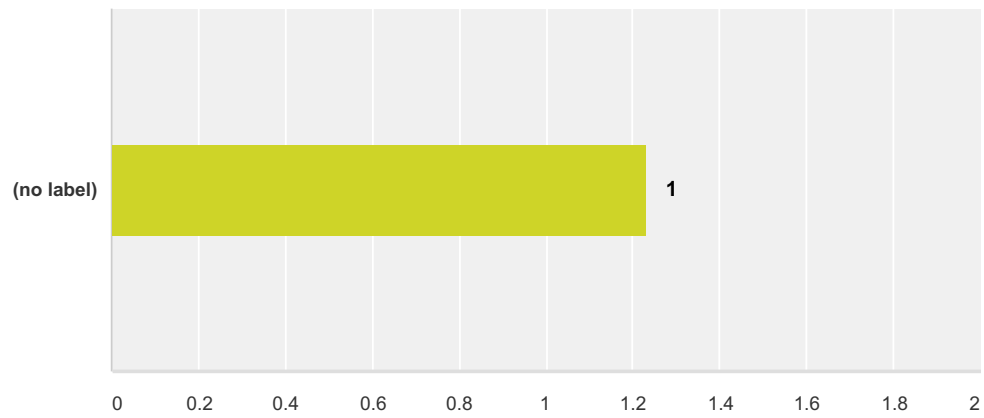


Q1 What is your relationship with our school?

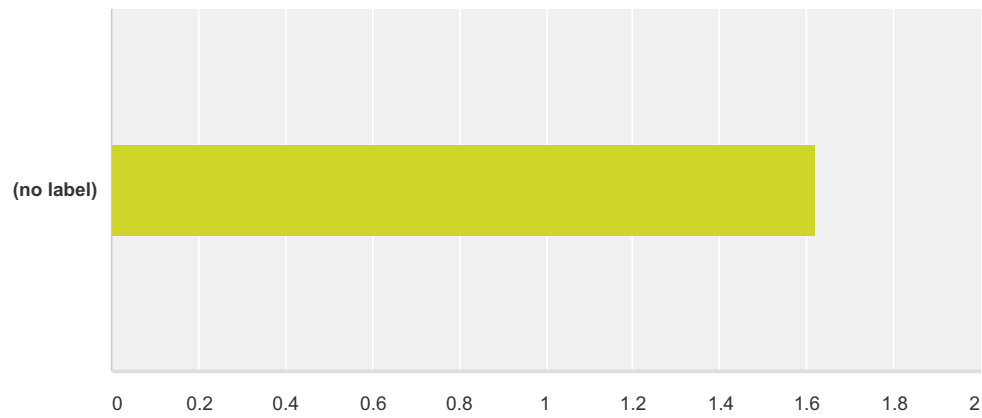
Answered: 83 Skipped: 0



	Parent	Governor	Non- Teaching Staff	External Support Staff (EANI, Health & Social Care, Barnardos etc.)	Student on Placement	Total	Weighted Average
(no label)	87.95% 73	4.82% 4	4.82% 4	1.20% 1	1.20% 1	83	1.23

Q2 The quality of teaching and learning in this school is good or better.

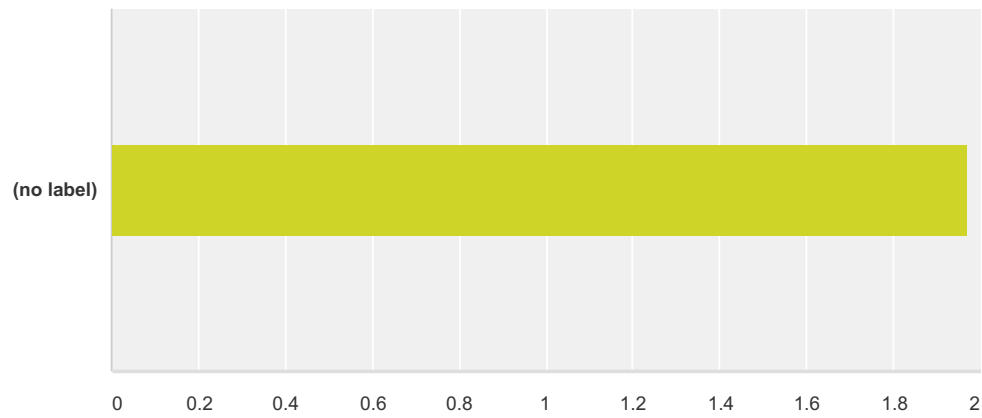
Answered: 66 Skipped: 17



	Agree Strongly	Agree	Disagree	Disagree Strongly	N/A	Total	Weighted Average
(no label)	46.97% 31	50.00% 33	0.00% 0	3.03% 2	0.00% 0	66	1.62

Q3 Teachers have realistic, high expectations for all children.

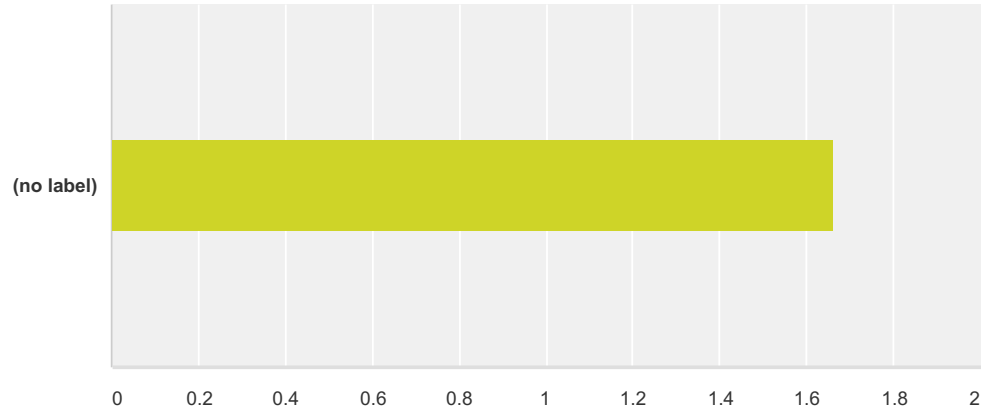
Answered: 66 Skipped: 17



	Agree strongly	Agree	Disagree	Disagree Strongly	N/A	Total	Weighted Average
(no label)	33.33% 22	53.03% 35	10.61% 7	3.03% 2	0.00% 0	66	1.97

Q4 Children are offered a broad and balanced range of learning experiences in stimulating classrooms.

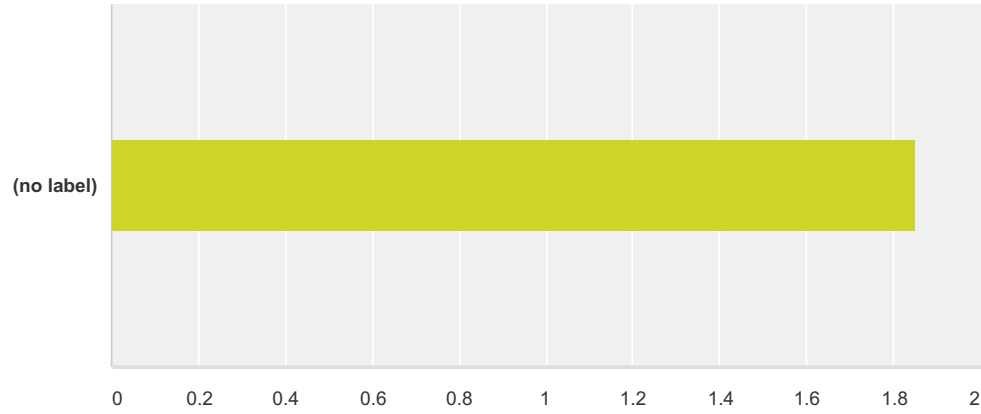
Answered: 66 Skipped: 17



	Agree Strongly	Agree	Disagree	Disagree Strongly	N/A	Total	Weighted Average
(no label)	40.91% 27	54.55% 36	1.52% 1	1.52% 1	1.52% 1	66	1.66

Q5 Teachers provide an interesting range of out-of-classroom experiences to support the Primary Curriculum e.g. trips, outdoor learning.

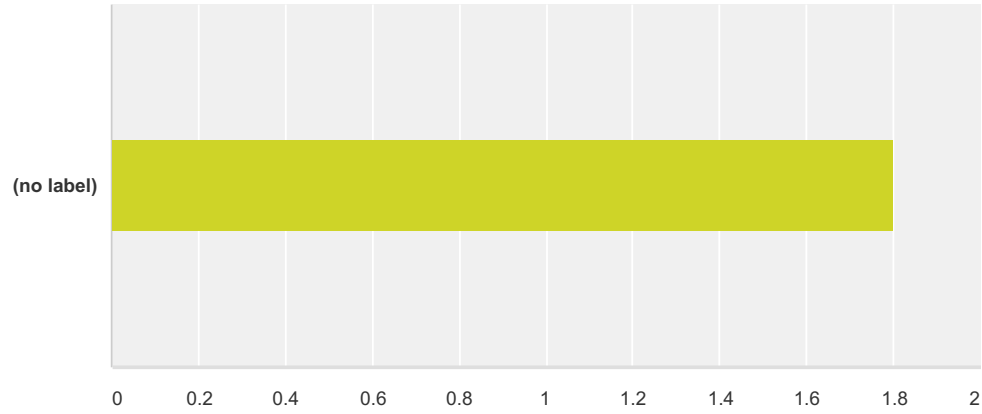
Answered: 66 Skipped: 17



	Agree Strongly	Agree	Disagree	Disagree strongly	N/A	Total	Weighted Average
(no label)	31.82% 21	60.61% 40	6.06% 4	1.52% 1	0.00% 0	66	1.85

Q6 Parents/carers are kept up to date on pupil's progress and encouraged to support their children's learning.

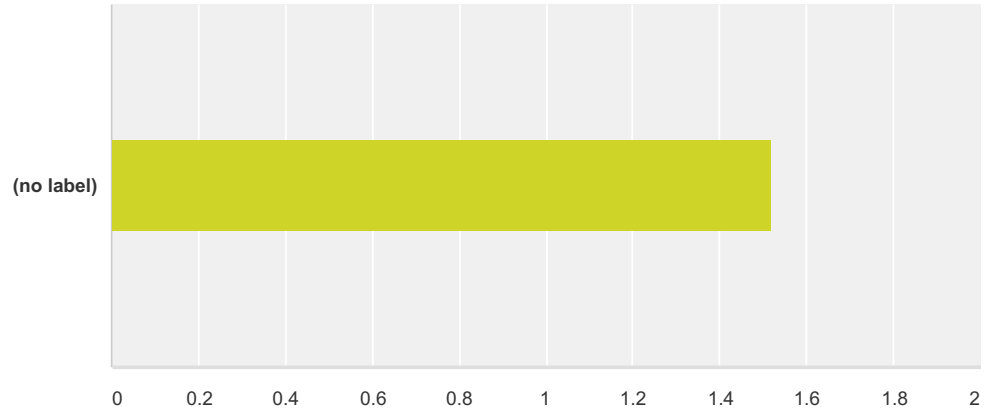
Answered: 65 Skipped: 18



	Agree strongly	Agree	Disagree	Disagree Strongly	N/A	Total	Weighted Average
(no label)	40.00% 26	50.77% 33	7.69% 5	1.54% 1	0.00% 0	65	1.80

Q7 Children are given the opportunity to develop their personal, social and emotional skills.

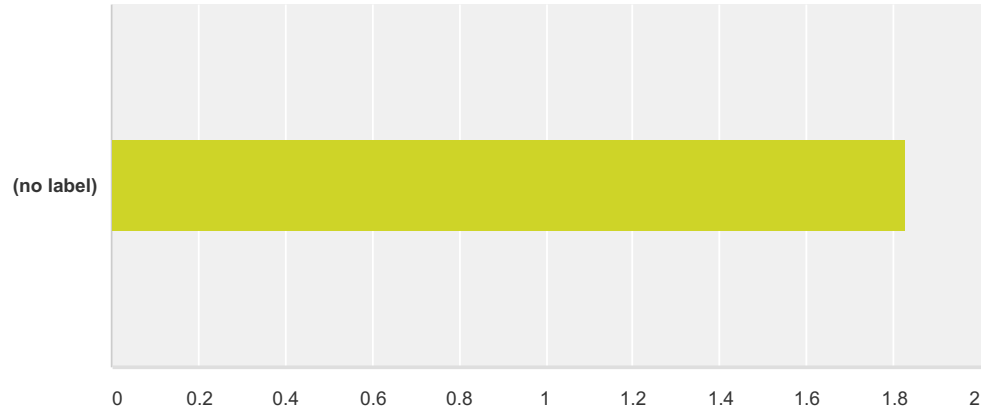
Answered: 66 Skipped: 17



	Agree Strongly	Agree	Disagree	Disagree strongly	N/A	Total	Weighted Average
(no label)	48.48% 32	51.52% 34	0.00% 0	0.00% 0	0.00% 0	66	1.52

Q8 ICT (computers and other technology) is used effectively to support learning and teaching.

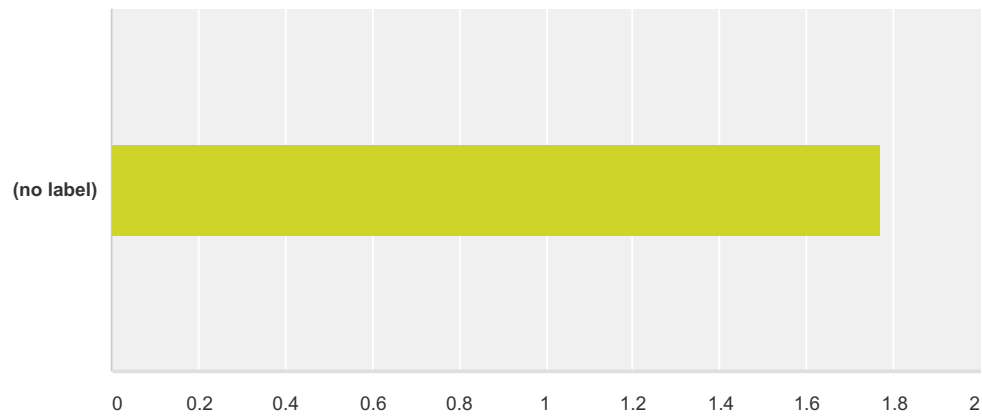
Answered: 66 Skipped: 17



	Agree Strongly	Agree	Disagree	Disagree strongly	N/A	Total	Weighted Average
(no label)	25.76% 17	65.15% 43	4.55% 3	0.00% 0	4.55% 3	66	1.83

Q9 The school has a vision for improvement.

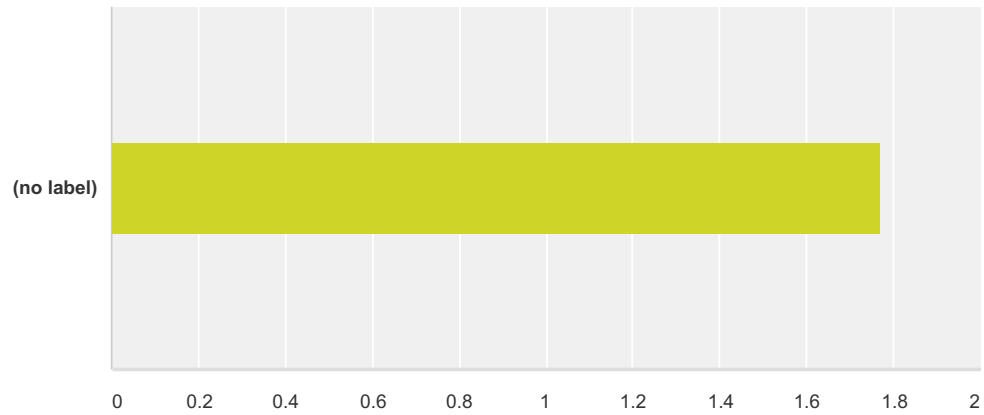
Answered: 61 Skipped: 22



	Agree strongly	Agree	Disagree	Disagree strongly	N/A	Total	Weighted Average
(no label)	47.54% 29	40.98% 25	4.92% 3	4.92% 3	1.64% 1	61	1.77

Q10 Staff work well as a team.

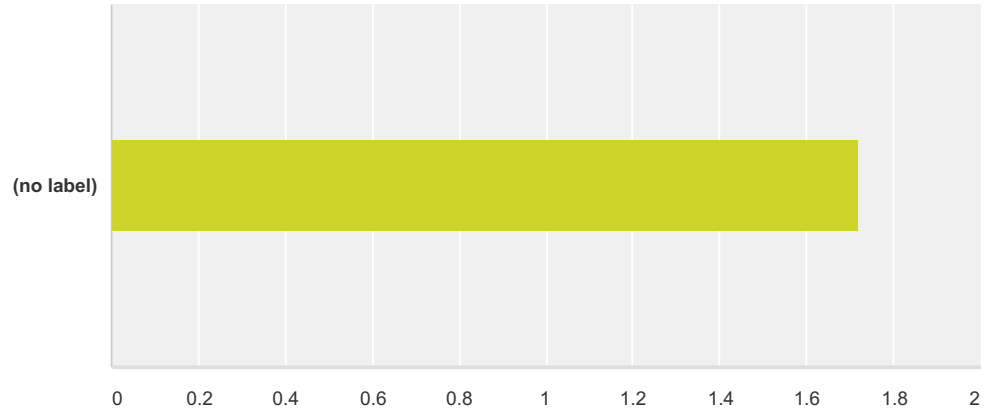
Answered: 61 Skipped: 22



	Agree strongly	Agree	No opinion	Disagree	Disagree strongly	Total	Weighted Average
(no label)	42.62% 26	37.70% 23	19.67% 12	0.00% 0	0.00% 0	61	1.77

Q11 All staff ensure that the pastoral care, health and educational needs of all children are met effectively.

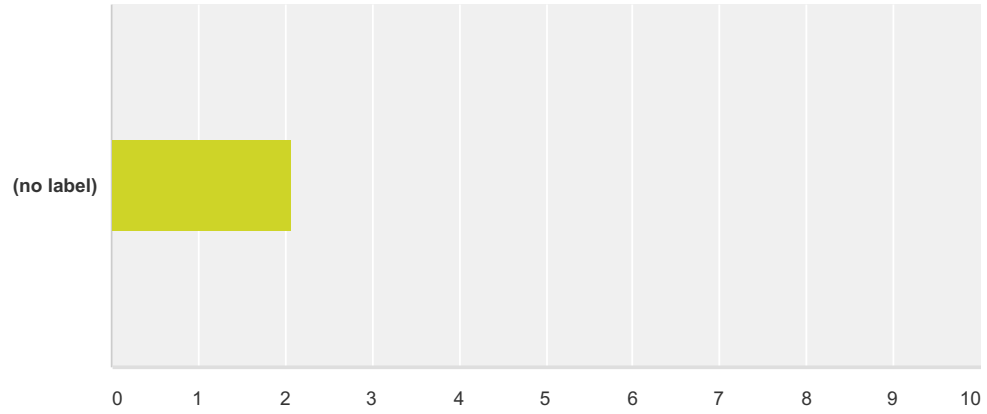
Answered: 61 Skipped: 22



	Strongly Agree	Agree	Disagree	Strongly disagree	N/A	Total	Weighted Average
(no label)	40.98% 25	50.82% 31	6.56% 4	0.00% 0	1.64% 1	61	1.72

Q12 The school works closely with parents / carers and communicates with them effectively.

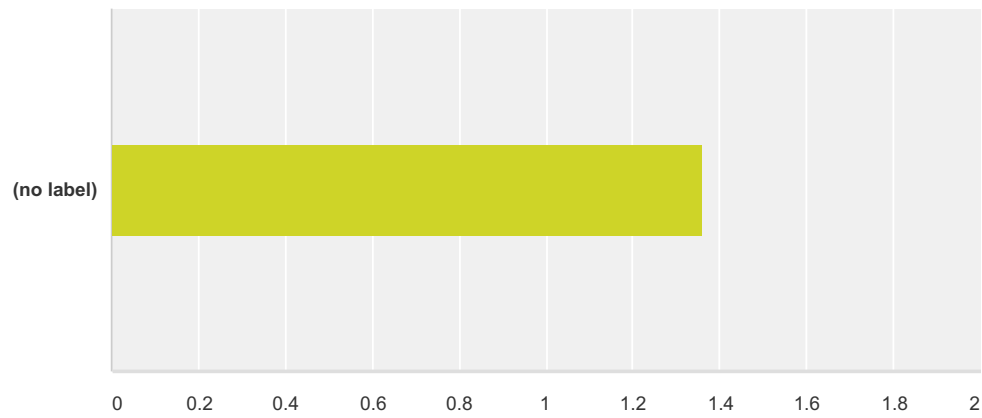
Answered: 61 Skipped: 22



	Agree Strongly	Agree	No Opinion	Disagree	Disagree Strongly	Total	Weighted Average
(no label)	32.79% 20	45.90% 28	6.56% 4	11.48% 7	3.28% 2	61	2.07

Q13 The school respects diversity and welcomes members from all communities.

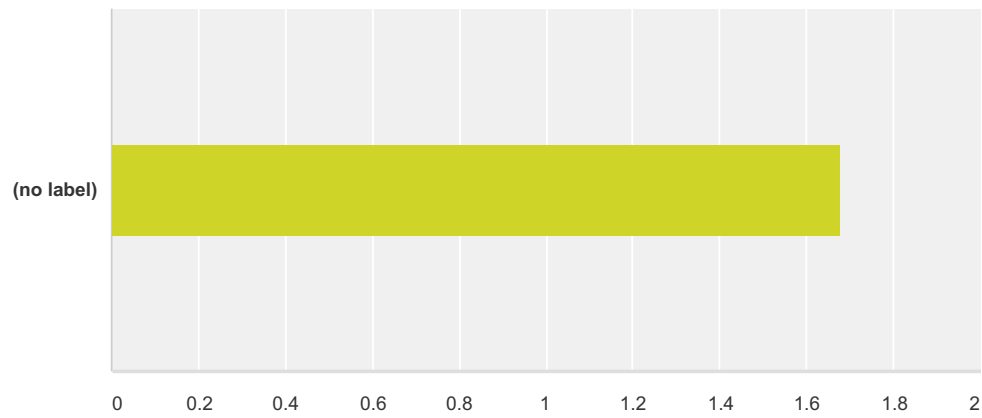
Answered: 61 Skipped: 22



	Agree Strongly	Agree	Disagree	Disagree Strongly	N/A	Total	Weighted Average
(no label)	68.85% 42	29.51% 18	0.00% 0	1.64% 1	0.00% 0	61	1.36

Q14 Inappropriate behaviour is dealt with effectively.

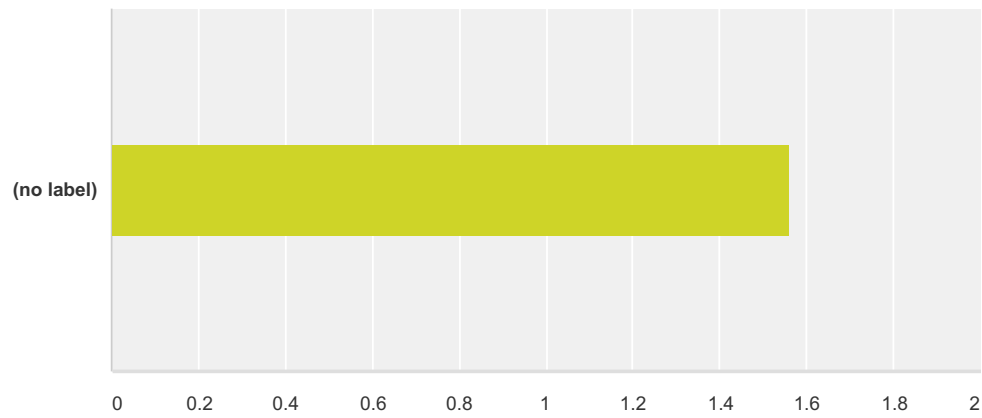
Answered: 61 Skipped: 22



	Agree Strongly	Agree	Disagree	Disagree Strongly	N/A	Total	Weighted Average
(no label)	29.51% 18	50.82% 31	1.64% 1	0.00% 0	18.03% 11	61	1.68

Q15 The school provides a safe and stimulating environment.

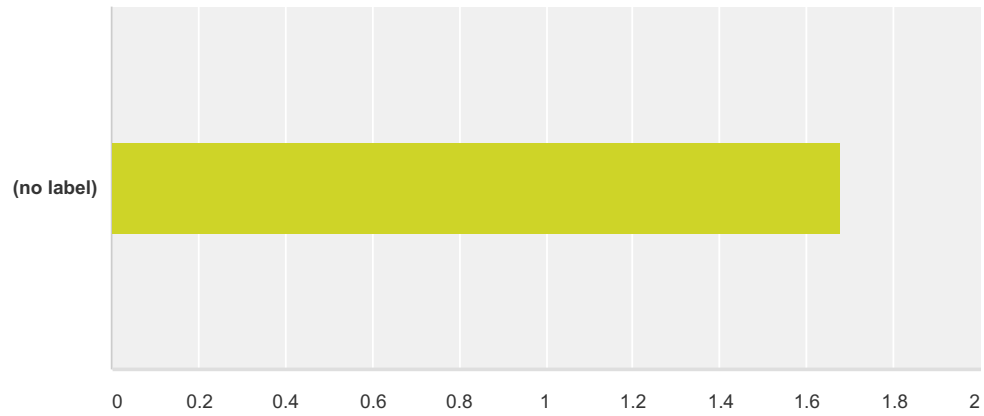
Answered: 61 Skipped: 22



	Agree Strongly	Agree	Disagree	Disagree Strongly	N/A	Total	Weighted Average
(no label)	49.18% 30	45.90% 28	4.92% 3	0.00% 0	0.00% 0	61	1.56

Q16 The Principal provides effective leadership.

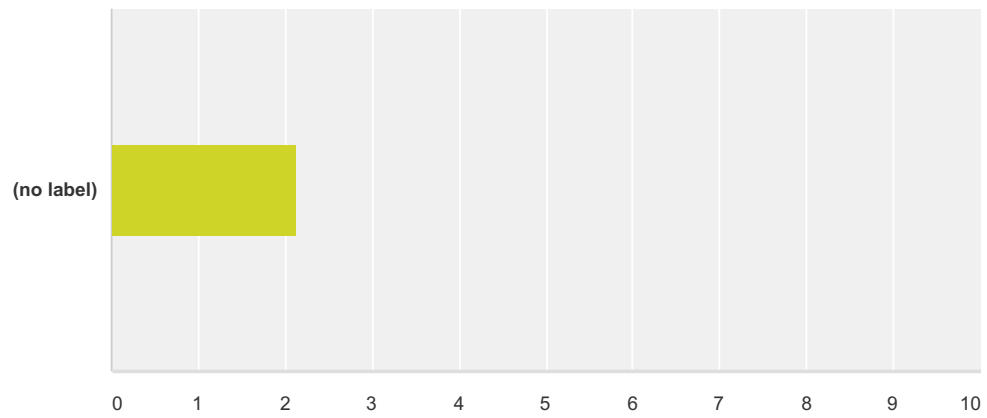
Answered: 61 Skipped: 22



	Agree Strongly	Agree	Disagree	Disagree Strongly	N/A	Total	Weighted Average
(no label)	40.98% 25	45.90% 28	1.64% 1	4.92% 3	6.56% 4	61	1.68

Q17 The school is well resourced for learning and teaching.

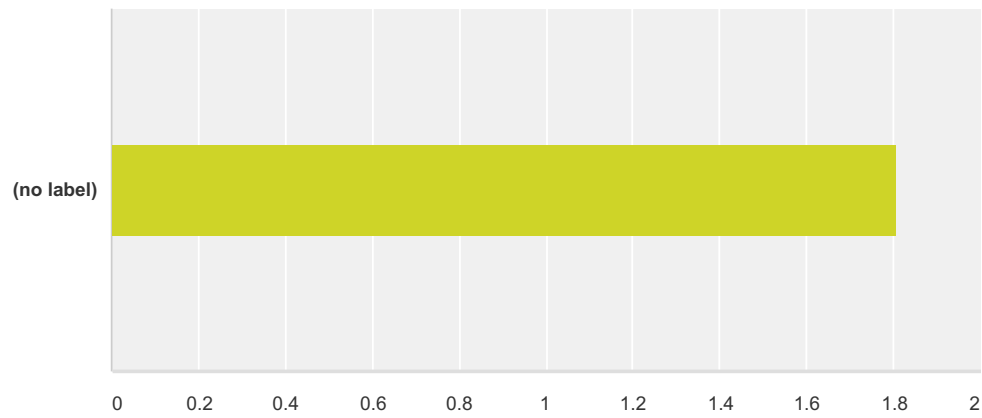
Answered: 60 Skipped: 23



	Agree Strongly	Agree	Disagree	Disagree Strongly	N/A	Total	Weighted Average
(no label)	15.00% 9	58.33% 35	23.33% 14	1.67% 1	1.67% 1	60	2.12

Q18 I feel valued and respected in this school.

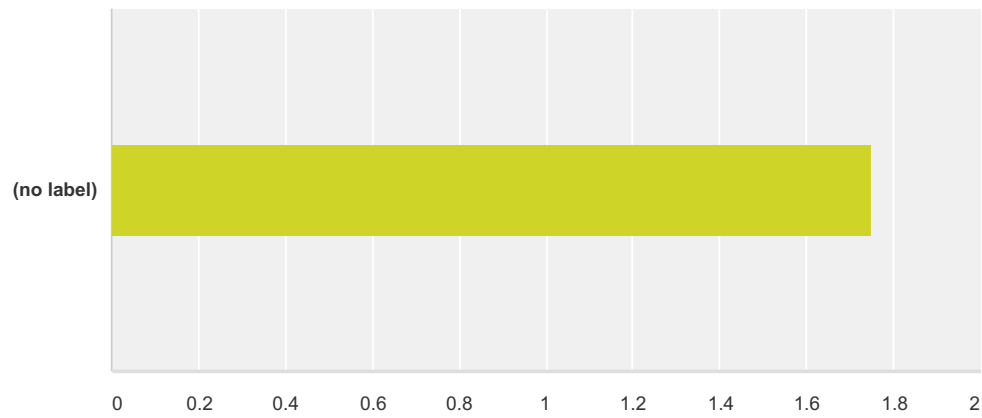
Answered: 61 Skipped: 22



	Agree Strongly	Agree	Disagree	Disagree Strongly	N/A	Total	Weighted Average
(no label)	34.43% 21	54.10% 33	0.00% 0	8.20% 5	3.28% 2	61	1.81

Q19 The children in this school attain good standards in English.

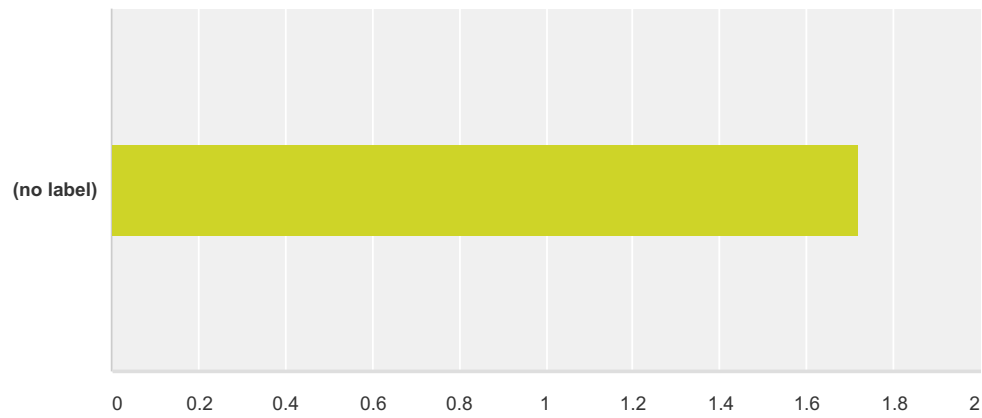
Answered: 61 Skipped: 22



	Agree Strongly	Agree	Disagree	Disagree Strongly	N/A	Total	Weighted Average
(no label)	29.51% 18	57.38% 35	3.28% 2	1.64% 1	8.20% 5	61	1.75

Q20 The children in this school attain good standards in maths.

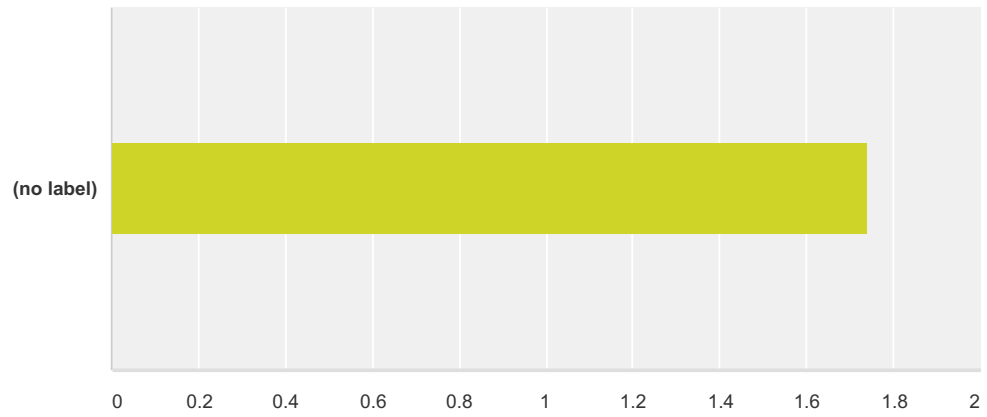
Answered: 61 Skipped: 22



	Agree Strongly	Agree	Disagree	Disagree Strongly	N/A	Total	Weighted Average
(no label)	29.51% 18	55.74% 34	1.64% 1	1.64% 1	11.48% 7	61	1.72

Q21 Children are made aware of how they are performing and receive feedback on how to improve their work.

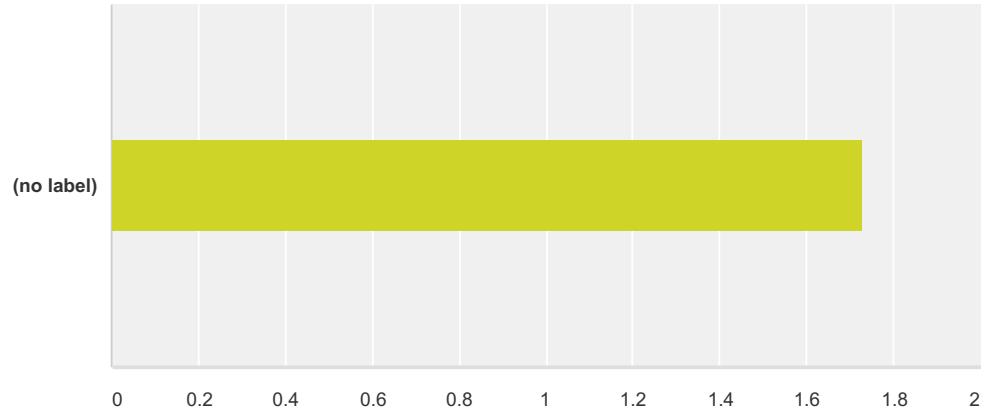
Answered: 61 Skipped: 22



	Agree Strongly	Agree	Disagree	Disagree Strongly	N/A	Total	Weighted Average
(no label)	31.15% 19	55.74% 34	6.56% 4	0.00% 0	6.56% 4	61	1.74

Q22 Parents / carers are informed of how they can support their children's learning at home.

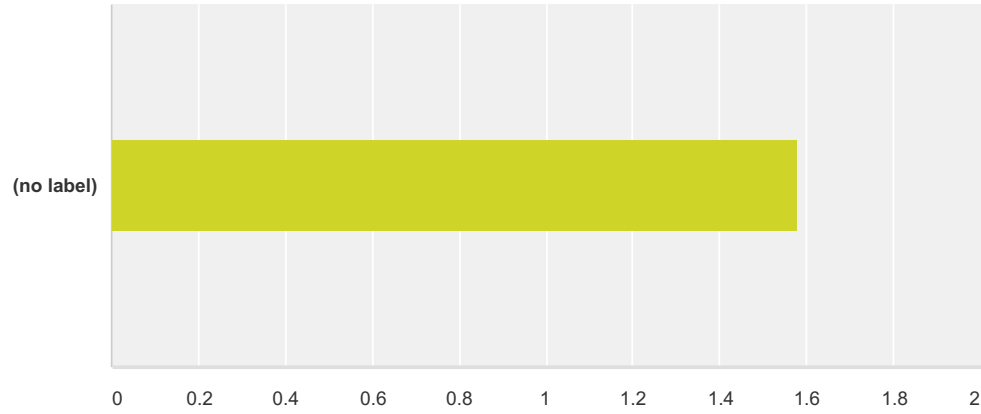
Answered: 61 Skipped: 22



	Agree Strongly	Agree	Disagree	Disagree Strongly	N/A	Total	Weighted Average
(no label)	40.98% 25	44.26% 27	11.48% 7	1.64% 1	1.64% 1	61	1.73

Q23 All children are encouraged to reach their full potential regardless of gender, social, ethnic, linguistic and educational background.

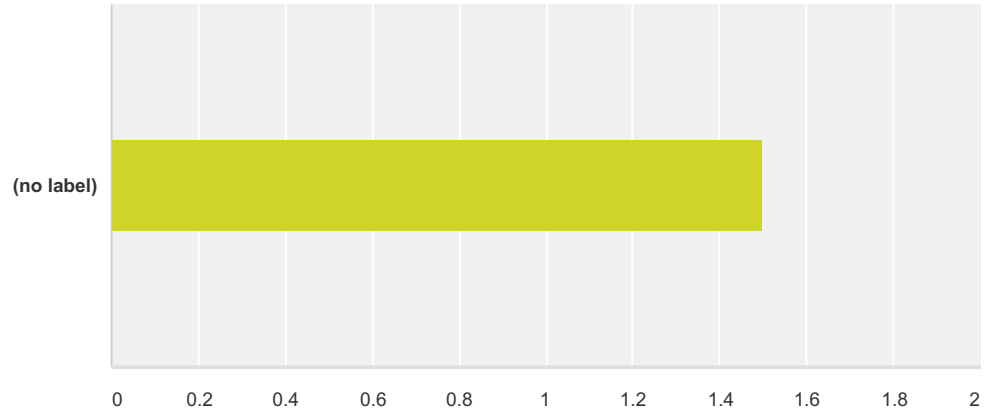
Answered: 61 Skipped: 22



	Agree Strongly	Agree	Disagree	Disagree Strongly	N/A	Total	Weighted Average
(no label)	45.90% 28	47.54% 29	1.64% 1	1.64% 1	3.28% 2	61	1.58

Q24 The school has a caring ethos and shows a strong commitment to the welfare of the pupils and the staff.

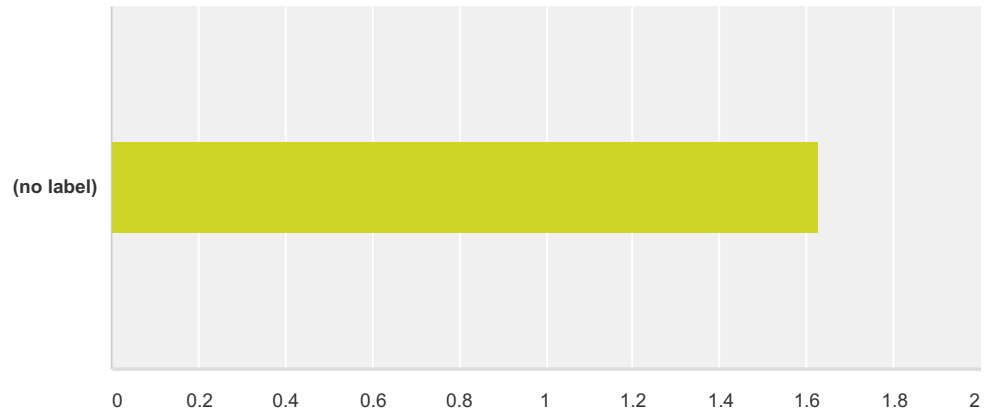
Answered: 60 Skipped: 23



	Agree Strongly	Agree	Disagree	Disagree Strongly	N/A	Total	Weighted Average
(no label)	48.33% 29	48.33% 29	0.00% 0	0.00% 0	3.33% 2	60	1.50

Q25 The pupils feel secure and free from emotional and physical harm; they understand that their concerns will be listened to sympathetically and appropriate action taken.

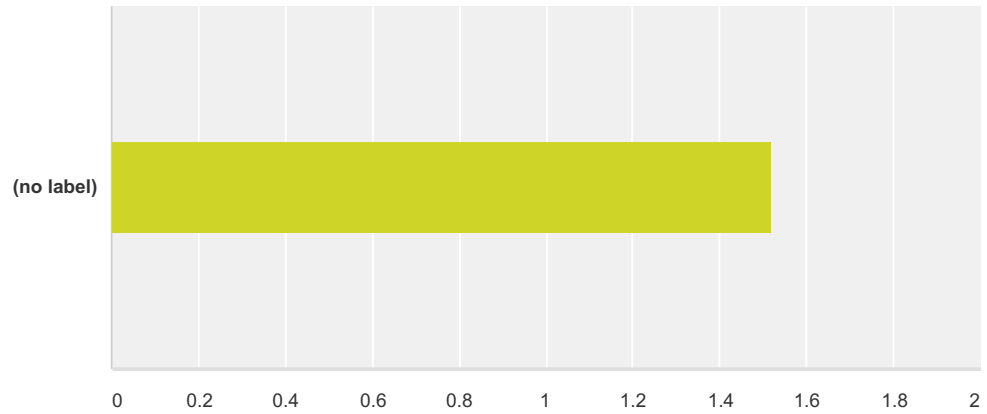
Answered: 61 Skipped: 22



	Agree Strongly	Agree	Disagree	Disagree Strongly	N/A	Total	Weighted Average
(no label)	37.70% 23	57.38% 35	1.64% 1	0.00% 0	3.28% 2	61	1.63

Q26 The school informs pupils and parents of policies and procedures relating to the protection of children. Parents and pupils know who the teachers responsible for child protection are.

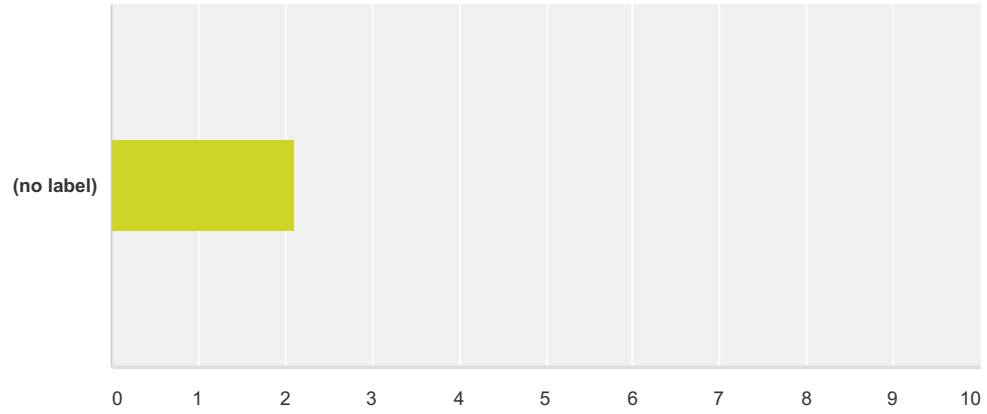
Answered: 61 Skipped: 22



	Agree	Agree strongly	No Opinion	Disagree	Disagree Strongly	Total	Weighted Average
(no label)	57.38% 35	34.43% 21	6.56% 4	1.64% 1	0.00% 0	61	1.52

Q27 I am aware of the members of staff in the school who have responsibility for Special Educational Needs

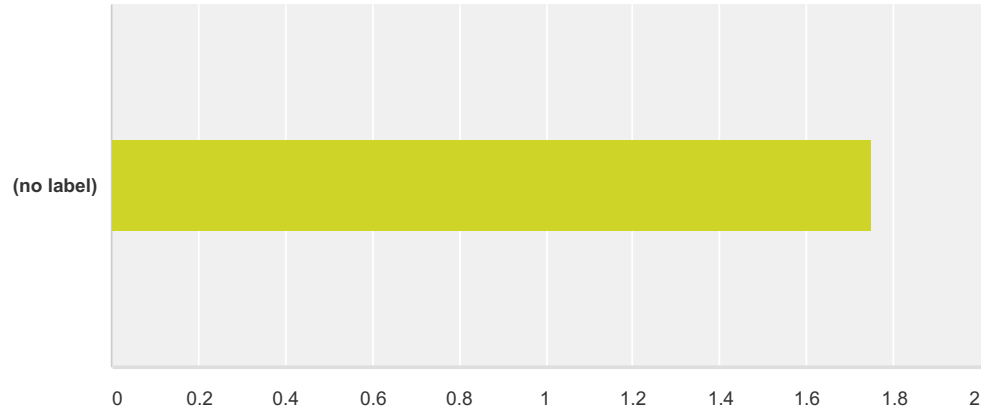
Answered: 61 Skipped: 22



	Agree Strongly	Agree	Disagree	Disagree Strongly	N/A	Total	Weighted Average
(no label)	26.23% 16	40.98% 25	22.95% 14	6.56% 4	3.28% 2	61	2.10

Q28 The school identifies the special educational needs of individual pupils and maintains effective links with parents, other professionals and support agencies.

Answered: 59 Skipped: 24



	Agree Strongly	Agree	Disagree	Disagree Strongly	N/A	Total	Weighted Average
(no label)	25.42% 15	35.59% 21	5.08% 3	1.69% 1	32.20% 19	59	1.75